




Send electronic stock take to your registered device

Send/Receive Device Stock take

Send/Receive Device Stocktake

Stocktake Date: 

Stocktake Type: 

 Upload to Device(s)

Device Stocktakes

Enter a stocktake PIN below on your BOS App stocktaking device to begin that stocktake.

Stocktake Type	Stocktake Date	Stocktake PIN	Stocktake Expires Date		
Full Stocktake	30/03/2022	4939	01/04/2022	<input type="button" value="Download from Device(s)"/>	<input type="checkbox"/> Download into new date <input type="text"/>

Once a device stocktake is complete and has been uploaded to the server, click the relevant download button in the list above to bring that stocktake data into your BOS.

A full stock-take was requested for the 30th March, PIN 4939

- The stocktake date is correct?
- The stocktake type is correct?
- If the date or stocktake type is wrong, go back to your Abcom - BOS System and reselect the correct type and date as demonstrated in the previous slide and resend.
- The red question mark indicates a stock count has not yet been entered for the displayed line

Send/Receive Device Stocktake

Stocktake Date:

Stocktake Type:

Device Stocktakes

Enter a stocktake PIN below on your BOS App stocktaking device to begin that stocktake.

Stocktake Type	Stocktake Date	Stocktake PIN	Stocktake Expires Date	
Weekly Stocktake	03/04/2022	6421	05/04/2022	<input type="button" value="Download from Device(s)"/> <input type="checkbox"/> Download into new date

Once a device stocktake is complete and has been uploaded to the server, click the relevant download button in the list above to bring that stocktake data into your BOS.

To download the stocktake click **Download from Device** to bring the data into **Abcom**.

- **Stock Count on Device Completed Ready to Download from Device Back into BOS?**
- All stock areas in your device/phone now show the Green Tick?
- From your device click upload at the base of the screen
- When completed return to Abcom BOS and perform Download from Device(s)

Send/Receive Device Stocktake

Stocktake Entry Date: 03/04/2022 Order By: Location > Description

Stocktake Type: Weekly Stocktake

All Suppliers

Show only items without a stocktake

Show only items marked as Nil and Obsolete

Show only items over max. limit

Load Edit Save Cancel

Stocktake Entry - Tuesday, 5 April 2022

Total Count
14

Enter search text (will search all text columns of the grid):

Raw Item Number	Location	Supplier Item Description	Action Required	No Stock	No Stock and Obsolete	Supplier Unit Count	Supplier Unit	Supplier Unit Qty	Inner Supplier Unit Count	Inner Supplier Unit	Inner Supplier Unit Qty	Loose Count	Our count Unit	Total Count
> 00005-052	? Unallocated	BEEF PATTIES 10:1 A	?	<input type="checkbox"/>	<input type="checkbox"/>	0	Carton	306	0		0	0	Each	
00006-147	? Unallocated	BEEF 4:1 DBL LINER A	?	<input type="checkbox"/>	<input type="checkbox"/>	0	Carton	118	0	Sleeve	59	0	Each	
06766-039	? Unallocated	BEEF SAUSAGE 9:1 KFA	?	<input type="checkbox"/>	<input type="checkbox"/>	0	Carton	270	0	Sleeve	135	0	Each	
00002-675	? Unallocated	BUN QTR 4IN FRSH 60	?	<input type="checkbox"/>	<input type="checkbox"/>	0	Carton	60	0	Sleeve	30	0	Each	
00003-543	? Unallocated	BUN BIG MAC BB2 30 F	?	<input type="checkbox"/>	<input type="checkbox"/>	0	Carton	30	0	Sleeve	30	0	Each	

Confirmation of Your Count Downloaded

Your count has now been successfully uploaded.

The stocktake is correct, end of the Month is not on the 1st of the new month?

You can view and edit your stocktake from Stocktake Entry (below)